PART NUMBER	REV	FIRST USED	TERMINATOR	FEED TYPE	DESCRIPTION
1528439-1	B	–	LEADMAKER	MECH POST FEED	CUTS CARRIER
1528439-2	B	–	BENCH	MECH PRE FEED	CUTS CARRIER
1528439-6	B	–	LEADMAKER	MECH POST FEED	CONTINUOUS CARRIER
7-1528439-1	B	–	LEADMAKER	MECH POST FEED	-1 AND SPARE PARTS
7-1528439-2	B	–	BENCH	MECH PRE FEED	-2 AND SPARE PARTS
7-1528439-6	B	–	LEADMAKER	MECH POST FEED	-6 AND SPARE PARTS
7-1528439-7	A	–	–	–	SPARE PARTS KIT

USED ON –

DWG NO 1528439

THIS DRAWING IS A CONTROLLED DOCUMENT.

CRIMP DATA AMP TERMINAL AMP CRIMP SPECS

TERMINAL NAME: TAB 5.8 X 0.8 ASSEMBLY. △4

CRIMP	SIZE	TYPE	RANGE
WIRE	3.30 [.130 IN]	F	>2.5mm² – 4.0mm²
INSUL	6.60 [.260 IN]	0	6.00 MAX [.236 IN MAX]

WIRE STRIP LENGTH 5.05–6.05 [.199–.238 IN]

APPL INSTRUCTION 408–8322 & 408–8490

TERMINAL	–	–	FEED
APPL SPEC	114–18052	–	19.50 [.768 IN]

TERMINALS APPLIED

TERMINAL	SEAL	–	–	–
964314	963245	–	–	–
–	–	–	–	–
–	–	–	–	–
–	–	–	–	–
–	–	–	–	–
–	–	–	–	–
–	–	–	–	–

WIRE SIZE mm² AWG	CRIMP HEIGHT *	REF SETTING *
4.0mm²	2.34 ±0.05 [.092 ±.002 IN]	C 9
–	–	–
–	–	–
–	–	–
–	–	–
–	–	–
–	–	–
–	–	–
–	–	–
–	–	–
–	–	–
–	–	–
–	–	–
–	–	–
–	–	–
–	–	–
–	–	–

SET UP GAGE	LAYOUT
458637-3	L1426465

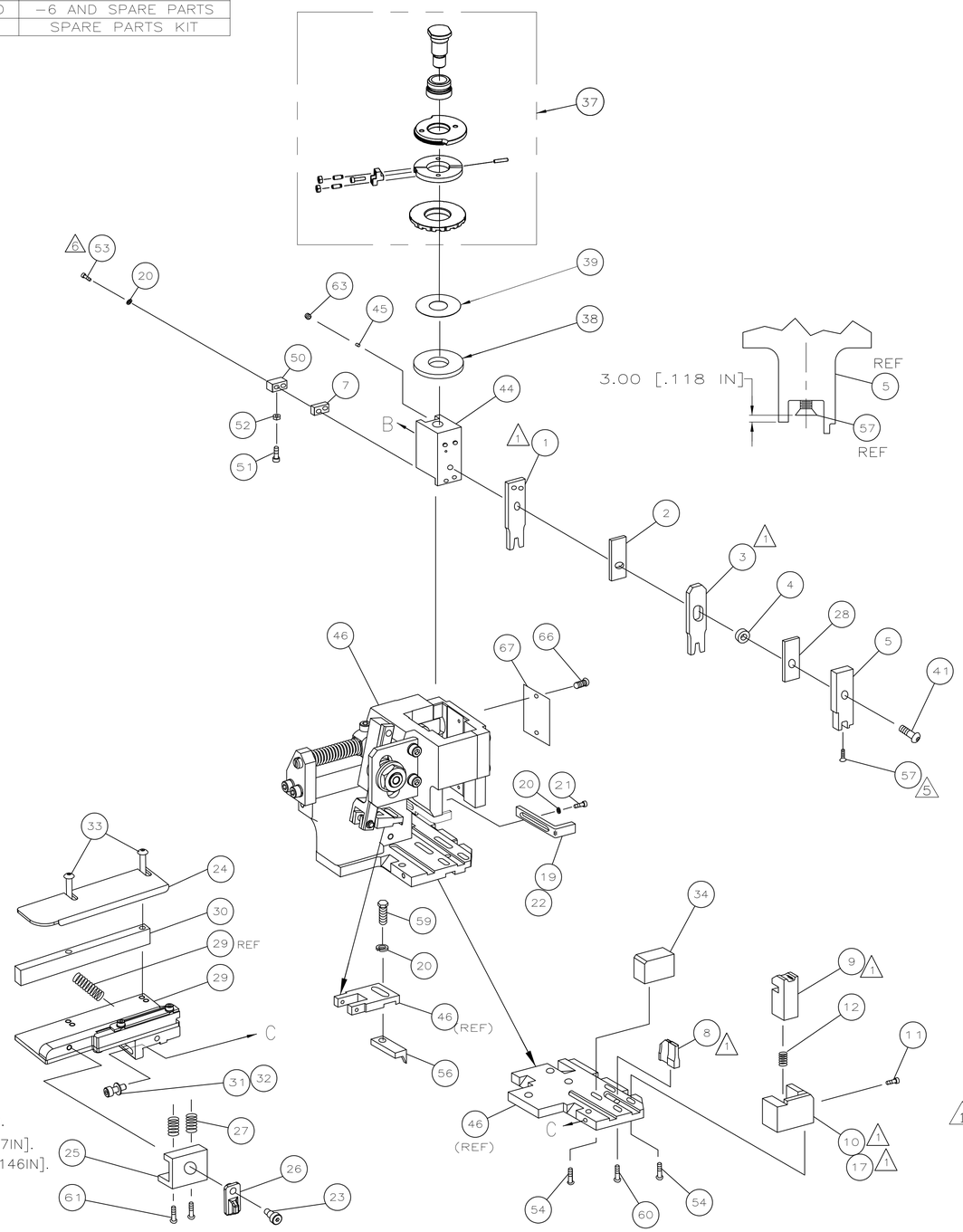

△1 RECOMMENDED SPARE PARTS.

2. GREASE RAM, CAM, CAM FOLLOWER AND FEED ROD LIGHTLY.

3. LUBRICATE DAILY PER THE APPLICATOR INSTRUCTION SHEET SUPPLIED WITH THE APPLICATOR.

△4 THIS APPLICATOR APPLIES TERMINAL WITH A SEAL. INSULATION DIA QUOTED IS OUTSIDE DIAMETER OF SEAL. WIRE INSULATION DIA IS DEPENDENT ON SEAL BEING APPLIED. FULL TERMINAL INSULATION DIA RANGE 3.4–4.5mm[.134–.177IN]. SEAL P/N 963245 INSULATION DIA RANGE 3.4–3.7mm[.134–.146IN].

△5 APPLY TORQ-SEAL IN ALLEN SOCKET TO FILL HOLE AFTER FLAT HD HAS BEEN ADJUSTED TO CORRECT HEIGHT AT QUALIFICATION. APPLY #1-23419-5 LOC-TITE TO THREADS.

△6 CUT TO LENGTH AT ASSY.

VIEW B ROTATED 180°

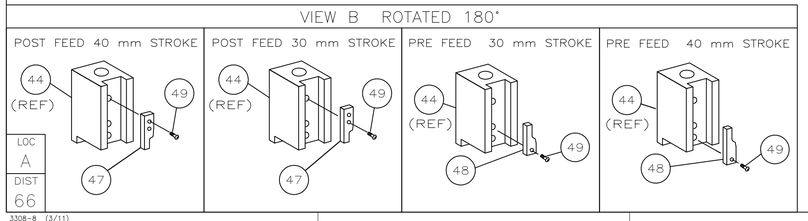

* WARNING:

ON INSTALLATION, SET WIRE DISC TO LARGEST WIRE SIZE SETTING. USE OF SETTINGS BELOW MIN REQUIRED CRIMP HEIGHT SETTING WILL CAUSE DAMAGE TO CRIMP TOOLING.

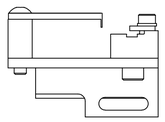

LONG POSITION GUIDE OFF WIRE BARREL

	–	1	1	1	1	1	1	1528439	PRINT, APPLICATOR LOG SHEET	72
	–	1	1	1	1	1	1	1338705-3	DOCUMENTATION PACKAGE	71
										70
										69
										68
	–	1	1	1	1	1	1	461264-5	PLATE, IDENTIFICATION	67
	–	2	2	2	2	2	2	21017-2	SCR,DRIVE(#2x.19)ID PLATE	66
										65
										64
	–	1	1	1	1	1	1	3-18031-0	SCR,SKT SET(M6X6)RAM	63
										62
	–	2	2	2	2	2	2	1-18024-5	SCR,BHC(M5X25)DRAG	61
	–	1	1	1	1	1	1	18024-7	SCR,BHC(M4X10)ANVIL	60
	–	1	1	1	1	1	1	5-18022-2	SCR,HEX(M4X8)FEED FINGER	59
										58
	–	1	1	1	1	1	1	985575-3	SCR,FHC(M3X10)DEP	57
	–	1	1	1	1	1	1	1338685-1	PAWL, FEED	56
										55
	–	4	4	4	4	4	4	18024-8	SCR,BHC(M4x12)SHEAR HOLDER	54
△6	–	2	2	2	2	2	2	9-18023-6	SCR,SHC(M4x14)TERM HLD DWN	53
	–	1	1	1	1	1	1	18030-1	NUT,HEX(M3)HOLD DOWN	52
	–	1	1	1	1	1	1	811242-5	BUMPER, HOLDDOWN	51
	–	1	1	1	1	1	1	690753-2	SPACER, TONKER	50
	–	1	1	1	1	1	1	18024-3	SCR,BHC(M3X10)CAM	49
	–	–	1	–	–	1	–	1338675-1	CAM, PRE FEED 30 & 40 mm ST	48
	–	1	–	1	1	–	1	1338676-1	CAM, POST FEED 30 & 40 mm ST	47
	–	1	1	1	1	1	1	1320999-3	APPLICATOR BASIC SUBASSY	46
	–	1	1	1	1	1	1	690191-1	PLUG, NYLON	45
	–	1	1	1	1	1	1	1333257-1	RAM	44
										43
										42
	–	1	1	1	1	1	1	992285-2	SCR,SHC(M8X25)RAM LOW HD	41
										40
	–	1	1	1	1	1	1	690125-1	SHIM SUBASSY	39
	–	1	1	1	1	1	1	469367-4	SPACER, FINE ADJUST	38
	–	1	1	1	1	1	1	879103-2	FINE ADJUST HEAD SUBASSY	37
										36
										35
	–	1	1	1	1	1	1	2-1320934-8	SUPPORT, TERMINAL	34
	–	2	2	2	2	2	2	1-18024-0	SCR,BHC(M4X20)STRIP GUIDE	33
	–	1	1	1	1	1	1	18027-2	WASHER, FLAT(M4)	32
	–	1	1	1	1	1	1	1-18023-2	SCR,SKT CAP(M4X12)MOUNT BLOCK	31
	–	1	1	1	1	1	1	1-1320908-0	SPACER, STRIP GUIDE	30
	–	1	1	1	1	1	1	1633073-2	STRIP GUIDE PLATE ASSY	29
	–	1	1	1	1	1	1	1-455888-5	SPACER, FRONT SHEAR DEP	28
	–	2	2	2	2	2	2	1-22284-0	SPRING, DRAG	27
	–	1	1	1	1	1	1	356835-1	LEVER, DRAG RELEASE	26
	–	1	1	1	1	1	1	240792-1	DRAG, TERMINAL	25
	–	1	1	1	1	1	1	1320928-1	PLATE, STRIP GUIDE	24
	–	1	1	1	1	1	1	980371-4	SCR,SHC SHLD	23
	–	1	–	1	1	–	1	690472-2	STRIPPER	22
	–	1	1	1	1	1	1	1-18023-1	SCR,SHC(M4X10)STRIPPER	21
	–	4	4	4	4	4	4	18025-2	WASHER,LOCK(M4)STRIPPER	20
	–	–	1	–	–	1	–	690472-1	STRIPPER	19
										18
△1	–	1	–	–	1	–	–	1338684-2	HOLDER, SHEAR, FRONT (NO-CUT)	17
										16
										15
										14
										13
	–	1	1	1	1	1	1	5-22280-0	SPRING, SHEAR	12
	–	1	1	1	1	1	1	356885-5	STOP, SHEAR	11
△1	–	–	1	1	–	1	1	1-1320921-0	HOLDER, SHEAR, FRONT (CUT)	10
	–	1	1	1	1	1	1	318707-9	SHEAR, FLOAT (FRONT)	9
	1	2	2	2	1	1	1	1333229-8	ANVIL	8
	–	1	1	1	1	1	1	1-240641-7	SPACER, DEPRESSOR (REAR)	7
										6
	–	1	1	1	1	1	1	1338680-8	DEPRESSOR, SHEAR (FRONT)	5
	–	1	1	1	1	1	1	238011-2	SPACER, BLOCK CRIMPER	4
△1	1	2	2	2	1	1	1	1-1583690-2	CRIMPER, INSULATION	3
	–	1	1	1	1	1	1	455888-4	SPACER, CRIMPER	2
△1	1	2	2	2	1	1	1	1-456410-7	CRIMPER, WIRE	1
	-77	-76	-72	-71	-6	-2	-1	PART NO	DESCRIPTION	ITEM NO

QTY REQD PER ASSY — PARTS LIST

P	LTR	REVISION RECORD	DATE	DWN	APVD
	B	ECR-11-010842	5-2011	MY	GB

DIMENSIONS: INCHES

TOLERANCES UNLESS OTHERWISE SPECIFIED: 0 PLC ± – ; 1 PLC ± – ; 2 PLC ± – ; 3 PLC ± – ; 4 PLC ± –

ANGLES ± – ; SURFACE TEXTURE –

DWN M.CLIFFORD 15JUL04 | CHK – | APVD F.BACKHURST 15JUL04

MATERIAL – | HEAT TREAT –

TE Connectivity

NAME FINE ADJ SIDE FD HD-I APPL

SCALE – | SIZE A1 | DRAWING NO 1528439 | SHEET 1 OF 1 | REV B

CUSTOMER ACCESSIBLE PRODUCTION DRAWING

THIS INFORMATION IS CONFIDENTIAL AND PROPRIETARY TO TYCO ELECTRONICS CORPORATION AND ITS WORLDWIDE SUBSIDIARIES AND MAY NOT BE REPRODUCED OR DISCLOSED TO ANYONE OUTSIDE THAN TE PERSONNEL, WITHOUT AUTHORIZATION FROM TE (www.TE.com).

3308-8 (3/11)