

SynJet[®] Twist Module Cooler 43W

SynJet cooling technology provides the most reliable thermal management solution available. This LED cooler has been developed by Aavid for cooling the GE Infusion 1000 to 3000 lumen modules.

- Designed for GE Infusion Module⁴
- L10 of 100K Hours at 60°C
- Energy Efficient
- 5 Year Warranty
- Small Form Factor
- Quiet Acoustics



Specifications¹

Thermal & Acoustic

SynJet Setting ²	Θs-a ³	TDP ⁴ (W)	SPL (dBA) ⁵	Wire Connections
Mid Performance	0.8	38	25	Red to +VDC Black & Blue to Ground
Standard Performance	0.9	33	22	Red to +VDC Black only to Ground
Silent Performance	1.0	30	19	Red to +VDC Black & Purple to Ground
PWM at 100% duty cycle	0.7	43	28	Red to +VDC Black only to Ground Blue to PWM Signal
Heat sink only	2.5	12	N/A	N/A

Electrical

SynJet Setting ²	Voltage (VDC) +/- 10%	Current (mA) ⁶			Pavg (mW)	Voltage (VDC)	Current (mA) ⁶			Pavg (mW)
		Imin	Iavg	Ipeak			Imin	Iavg	Ipeak	
Mid	5	20	120	240	600	12	10	67	134	800
Standard			80	160	400			50	100	600
Silent			60	120	300			40	80	600
PWM at 100% duty cycle			160	320	800			82	164	980

Environmental

All Settings	Min	Max	Units	Conditions
Operating Temperature	-40	70	°C	Air temperature surrounding cooler
Storage Temperature	-50	85	°C	Air temperature surrounding cooler
Storage Altitude		15K	m	Above sea level
Operating Relative Humidity	5	95	%	Non-condensing
Weight		290	g	SynJet with heat sink
Reliability		100K	hrs	L10 @ 60°C
Regulatory Compliance				RoHS, UL, FCC Part 15 Class B, CE

¹ All values are typical at 25°C unless otherwise stated.

² The Level Select model should be used for discrete performance settings. Follow the instructions in the Product Design Guide for adjusting settings.

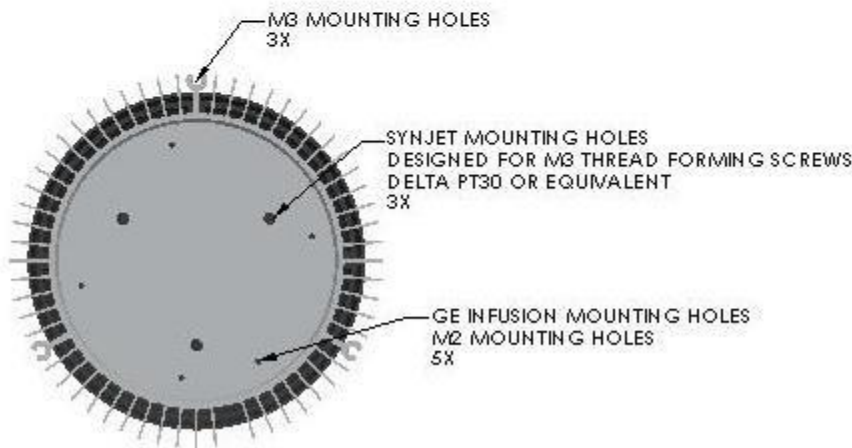

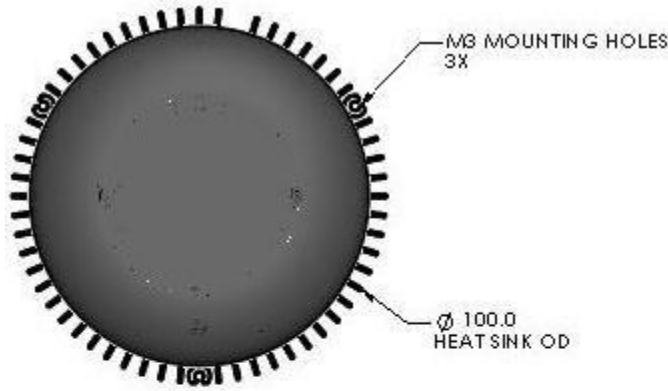
³ Thermal resistance values are given as reference only and are measured in free air without airflow obstructions. Thermal resistance is measured from the bottom middle of the heat sink to ambient air measured at the inlet to the SynJet, with a heat source at least 11cm² using the GE Infusion reference heat sink. Actual thermal performance may vary by application and final product design should be tested to assure proper thermal performance.

⁴ Thermal Design Power is based on a 30°C temperature rise of heat sink mounting surface above ambient temperature around cooler.

⁵ Sound Pressure Level is measured at 1 meter distance per ISO 7779.

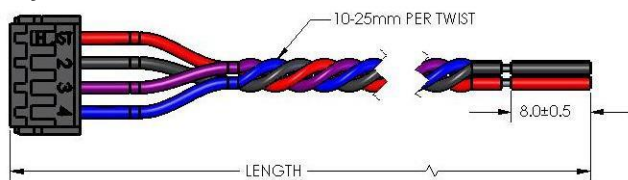
⁶ The SynJet has a time varying current. The current waveform is sinusoidal and the average current (Iavg) is used to calculate the average power consumption (Pavg) at nominal input voltage (VDC). See the Electrical section in the Product Design Guide for a detailed explanation.

Mechanical
SynJet Cooling Solution



All dimensions are nominal and in mm unless otherwise stated. See product drawings for more detail.

SynJet Wire Harness



Connector Pinout

Pin	Wire Color	Symbol	Description
1	Red	+VDC	5 V or 12 V depending on model
2	Black	GND	Ground
3	Purple	CTRL2	Input for Level Select model Status signal for PWM model
4	Blue	CTRL1	Input for Level Select model PWM input for PWM model

IMPORTANT: SynJets should be completely wired to the power supply before the power supply is energized. The power supply should be turned off before the SynJet Cooler is disconnected. SynJet Coolers are not designed for "hot swap" or "hot plug" applications.

Part Numbers

Part Number	Description	Notes
NX200100	SynJet, ZFlow 90, Level Select, 5V, Black	Configurable to discrete performance settings
NX200101	SynJet, ZFlow 90, PWM, 5V, Black	Use with PWM input to control performance setting
NX200102	SynJet, ZFlow 90, Level Select, 12V, Black	Configurable to discrete performance settings
NX200103	SynJet, ZFlow 90, PWM, 12V, Black	Use with PWM input to control performance setting
NX300106	Heatsink, GE Infusion, Zhaga B5, Configurable, Black, Al insert	Contact sales for other heatsink options
WALLS-C4150-001	Wire Harness, 4-Wire, 150 mm Length	Contact sales for other wire harness options
WALLS-C4600-001	Wire Harness, 4-Wire, 600 mm Length	Contact sales for other wire harness options

Aavid reserves the right to make changes to the products or information contained herein without notice. No liability is assumed as a result of their use or applications. For additional information, please contact Aavid directly.